




Poř.	Poř. kat.	St. č.	Jméno	YoB	Stát	Cíl. čas	Ztráta	Penalties	RZ1	#	RZ2	#	RZ3	#	RZ4	#	Limit (time)
1.	1./JN	5	PROCHÁZKA Nicholas M TERRAPRO RACING	2009		00:09:40.10	00:00:00.00		02:08.7	1	01:37.0	2	04:20.2	1	01:34.1	2	NO START <input type="text"/>
2.	2./JN	4	KUBA Norbert	2008		00:09:50.19	00:00:10.09		02:10.6	2	01:32.1	1	04:33.6	2	01:33.7	1	NO START <input type="text"/>
3.	3./JN	1	BABIŠ Vojtěch 34 Riders	2008		00:10:07.37	00:00:27.27		02:12.9	4	01:37.6	4	04:40.7	3	01:36.0	3	NO START <input type="text"/>
4.	4./JN	6	RYBA Jan	2008		00:10:15.49	00:00:35.39		02:11.1	3	01:37.0	3	04:42.8	4	01:44.4	6	NO START <input type="text"/>
5.	5./JN	3	KÁLAL Vojtěch	2008		00:10:17.85	00:00:37.75		02:15.8	5	01:40.1	6	04:43.8	5	01:38.0	4	NO START <input type="text"/>
6.	1./JG	14	TŮMA Václav	2012		00:10:31.20	00:00:51.10		02:16.0	6	01:38.9	5	04:53.8	8	01:42.3	5	NO START <input type="text"/>
7.	6./JN	31	BEDĚRKA Matyáš BIKE FREAKS HOLICE	2009		00:10:40.84	00:01:00.74		02:21.3	9	01:41.0	7	04:46.3	6	01:52.0	10	NO START <input type="text"/>
8.	1./JR	9	ŠINDLER Jan Dressler team	2010		00:10:46.90	00:01:06.80		02:19.3	7	01:42.0	8	05:00.7	11	01:44.8	7	NO START <input type="text"/>
9.	7./JN	2	HRUŠKA David	2009		00:11:03.96	00:01:23.86		02:20.6	8	01:43.9	10	05:07.9	13	01:51.4	9	NO START <input type="text"/>
10.	2./JR	19	VĚNTUS Tadeáš	2011		00:11:04.40	00:01:24.30		02:23.0	10	01:43.7	9	04:54.6	9	02:03.1	16	NO START <input type="text"/>
11.	2./JG	34	BUBENÍK Lukáš EXPRES CZ TUFO TEAM KOLÍN	2013		00:11:11.76	00:01:31.65		02:27.9	14	01:48.2	15	04:53.4	7	02:02.2	15	NO START <input type="text"/>
12.	3./JG	10	BABIŠ Hynek 34 Riders	2012		00:11:19.44	00:01:39.34		02:23.9	13	01:45.9	11	05:21.6	18	01:47.9	8	NO START <input type="text"/>
13.	4./JG	15	VAŇHARA Oliver DRessler	2012		00:11:20.36	00:01:40.25		02:23.4	11	01:47.5	13	05:11.6	14	01:57.7	11	NO START <input type="text"/>
14.	5./JG	37	JEŽ Marek	2013		00:11:29.35	00:01:49.25		02:34.9	20	01:48.5	16	04:58.9	10	02:07.0	17	NO START <input type="text"/>
15.	3./JR	16	GAMBA Filip ELEVEN HEAD CST CYKLOLIVE TEAM	2011		00:11:37.41	00:01:57.30		02:32.9	18	01:50.8	21	05:06.0	12	02:07.6	18	NO START <input type="text"/>
16.	6./JG	13	ŠTASTNÝ Adam Happy Boys	2013		00:11:44.85	00:02:04.75		02:28.9	15	01:52.1	22	05:23.2	19	02:00.6	13	NO START <input type="text"/>

Poř.	Poř. kat.	St. č.	Jméno	YoB	Stát	Cíl. čas	Ztráta	Penalties	RZ1	#	RZ2	#	RZ3	#	RZ4	#	Limit (time)
17.	4./JR	27	ŠPIČÁK Mirek	2011		00:11:45.65	00:02:05.54		02:29.5	16	01:48.1	14	05:26.7	22	02:01.1	14	NO START <input type="text"/>
18.	7./JG	12	FIEDLER Bruno TJ Bižu Jablonec	2012		00:11:46.20	00:02:06.09		02:23.9	12	01:50.0	20	05:32.6	24	01:59.6	12	NO START <input type="text"/>
19.	8./JG	32	BEDĚRKA Dominik	2012		00:11:53.85	00:02:13.74		02:35.8	21	01:47.0	12	05:17.2	16	02:13.6	20	NO START <input type="text"/>
20.	1./JR	21	LAMICHOVÁ Kristýna	2011		00:11:59.36	00:02:19.26		02:33.1	19	01:49.9	19	05:21.1	17	02:15.2	21	NO START <input type="text"/>
21.	5./JR	8	ŠEDIVÝ Jan	2010		00:12:02.25	00:02:22.15		02:32.9	17	01:48.7	17	05:31.3	23	02:09.2	19	NO START <input type="text"/>
22.	9./JG	38	JEŽ Štěpán	2015		00:12:14.70	00:02:34.60		02:38.3	22	01:48.8	18	05:16.2	15	02:31.3	26	NO START <input type="text"/>
23.	10./JG	33	VEJVODA Ondřej	2013		00:12:28.85	00:02:48.74		02:44.8	23	01:53.3	24	05:34.8	26	02:15.7	22	NO START <input type="text"/>
24.	1./JN	26	PANTŮČKOVÁ Anna	2009		00:12:33.34	00:02:53.24		02:47.0	25	01:54.5	25	05:34.6	25	02:17.1	23	NO START <input type="text"/>
25.	2./JR	20	ČECHÁKOVÁ Viktorie	2010		00:12:39.46	00:02:59.35		02:54.3	27	01:52.3	23	05:25.3	21	02:27.4	25	NO START <input type="text"/>
26.	2./JN	25	NEJEDLÍKOVÁ Aneta	2009		00:12:48.25	00:03:08.15		03:04.7	28	01:58.7	27	05:23.2	19	02:21.5	24	NO START <input type="text"/>
27.	6./JR	28	KAFKA Vilém	2011		00:13:12.95	00:03:32.84		02:51.7	26	01:57.3	26	05:36.6	27	02:47.2	28	NO START <input type="text"/>
28.	1./JG	30	ADAMOVÁ Magdaléna	2012		00:14:14.35	00:04:34.25		03:16.8	31	02:07.7	30	05:54.9	28	02:54.8	29	NO START <input type="text"/>
29.	2./JG	11	BEDNAŘÍKOVÁ Aneta S-Sport Hronov	2013		00:14:15.89	00:04:35.79		02:46.1	24	02:03.3	28	06:18.4	30	03:07.8	31	NO START <input type="text"/>
30.	3./JG	29	KAFKOVA Dorota	2012		00:14:35.81	00:04:55.71		03:10.7	29	02:08.9	31	06:12.3	29	03:03.8	30	NO START <input type="text"/>
31.	7./JR	24	HVOLKA Nicolas	2010		00:15:01.19	00:05:21.09		03:15.0	30	02:05.7	29	07:02.3	31	02:38.0	27	NO START <input type="text"/>
32.	4./JG	18	TŮMOVÁ Tereza	2016		00:23:56.09	00:14:15.99		05:00.6	32	03:00.7	32	09:12.2	32	06:42.4	32	NO START <input type="text"/>
	JR	7	GIRGAL Ondřej Brdští kanci	2010		DNS											NO START <input type="text"/>
	JN	17	KAVALÍR Martin	2008		DNS											NO START <input type="text"/>
	JG	22	ŠŤASTNÝ Filip	2016		DNS											NO START <input type="text"/>

Poř.	Poř. kat.	St. č.	Jméno	YoB	Stát	Cíl. čas	Ztráta	Penalties	RZ1	#	RZ2	#	RZ3	#	RZ4	#	Limit (time)
	JG	23	SMRČKA Matyáš	2013		DNS											NO START <input type="text"/>
	JG	35	MĚŘÍNSKÝ Tobiáš	2013		DNS											NO START <input type="text"/>
	JG	36	HUŤKA Tomáš	2013		DNS											NO START <input type="text"/>